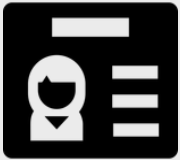
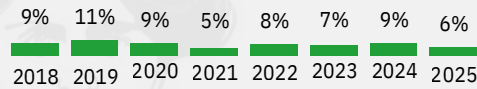


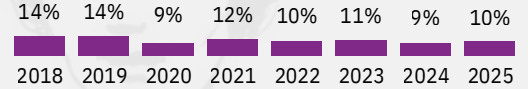
EMPLOYMENT



#1. Employment Rate Gap¹




#2. Gender Pay Gap²



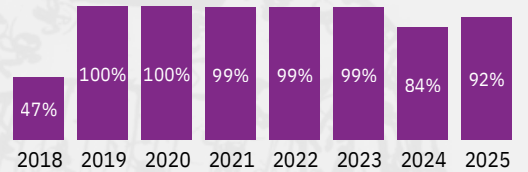
SAFETY



#3. No Support for Sexual Violence Survivors³



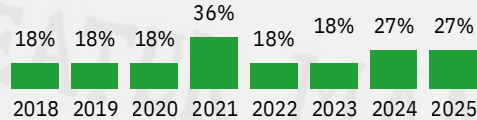
#4. Denied Support Due to Immig. Status⁴



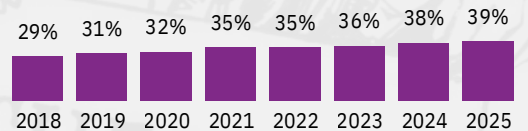
PARTICIPATION



#5. Voting women in the GMCA⁵



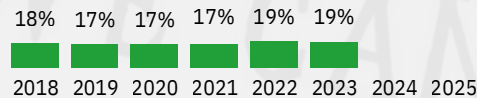
#6. Judicial appointment⁶



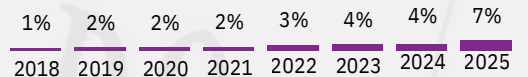
EDUCATION



#7. Women in Eng. & Tech Undergrad.⁷



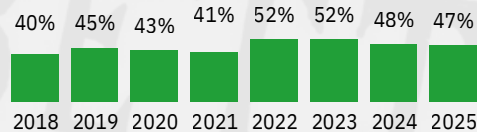
#8. Construction & Built Environ. Apprentices⁸



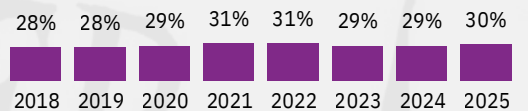
CULTURE & ACTIVE LIVES



#9. Senior Position in Nat. Arts Council⁹



#10. Not Physically Active 30+ a week¹⁰



1. Source: Annual Population Survey.
2. Source: Annual Survey of Hours and Earnings.
3. Source: Voices of Survivors Greater Manchester, 2018. No new data.
4. Source: Safety 4 Sister; The Lotus Hub.
5. Source: Data compiled by reference to the websites of the councils.
6. Source: Primary appointment of Judges and Non-Legal Members in Courts and Tribunals, Judicial Diversity Statistics Ministry of Justice, table 3.2.
7. Source: Higher Education Statistics Authority Returns.
8. Source: Department of Education, Apprenticeships and Traineeships Data.
9. Source: Arts Council Annual Survey.
10. Source: Sport England Adult Active Lives.