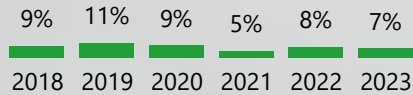

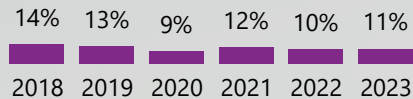


EMPLOYMENT




1. EMPLOYMENT RATE GAP¹

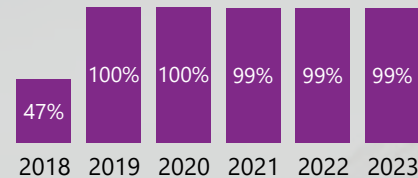


2. GENDER PAY GAP²

SAFETY

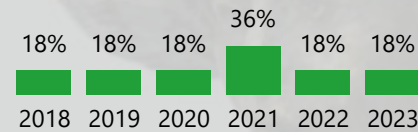


3. NO SUPPORT SEX. VIOLENCE³

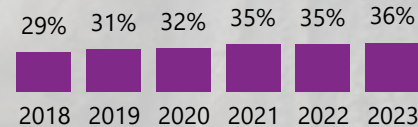


4. NO SUPPORT DUE TO IMMIG. STATUS⁴

PARTICIPATION

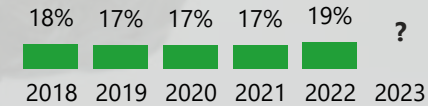


5. VOTING WOMEN IN THE GMCA⁵

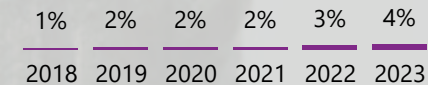


6. JUDICIAL APPOINTMENT⁶

EDUCATION

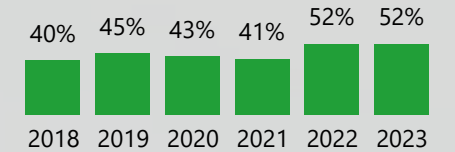


7. WOMEN IN ENG. & TECH UNDERGRAD.⁷

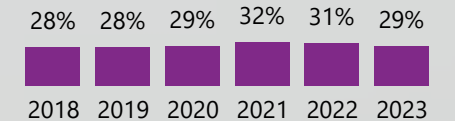


8. CONSTRUC. & BUILT ENV. APPRENTICES⁸

CULTURE & ACTIVE LIVES



9. SEN. POSITION NAT. ARTS COUNCIL⁹



10. NOT PHYSICALLY ACTIVE 30' + A WEEK¹⁰

1. Source: Annual Population Survey.
2. Source: Annual Survey of Hours and Earnings.
3. Source: Voices of Survivors Greater Manchester, 2018. No new data.
4. Source: Safety4Sisters.
5. Source: Data compiled by reference to the websites of the councils.
6. Source: Primary appointment of Judges and Non-Legal Members in Courts and Tribunals, Judicial Diversity Statistics Ministry of Justice, table 3.2.
7. Source: Higher Education Statistics Authority returns. Regionally disaggregated data not available without charge at the time of publication.
8. Source: Department of Education, Apprenticeships and Traineeships Data, note data now more up to date by one year, so we have adjusted previous year's scores.
9. Source: Arts Council Annual Survey.
10. Source: Sport England Adult Active Lives.